WADHWANI AI | ATHENA INFONOMICS

Implementing Spoken English Assessment and Practice (SEAP) across Government Colleges

AI-enabled Spoken English, Professional Communication and Career Readiness for College Students.

Athena Infonomics,
the implementation Partner for Wadhwani AI



Why this matters for College Students

Academic knowledge creates opportunCollegees; communication confidence helps students access them

College students preparing for employment, internships and higher education increasingly need to communicate their knowledge and abilCollegees confidently

Spoken English Confidence

Helps students express themselves clearly and participate more confidently in academic and professional interactions.

Interview & Career Readiness

Builds confidence in self-introduction, answering questions, discussing strengths and participating in interviews and group discussions.

Professional Communication

Supports students in communicating effectively with employers, colleagues and other professional stakeholders.

Career Progression

Strengthens readiness for placements, internships, employment, higher education and other professional opportunCollegees.

They must communicate confidently in interviews, group discussions, presentations and professional interactions.

SEAP provides structured spoken-English practice at **no cost to students or Colleges**, strengthening communication and career readiness.

AI-powered spoken English for Employability

Designed to Strengthen Spoken English Skills among learners in Colleges, Polytechnics and UG/PG Colleges

25 Lessons and Certificate

Each lesson contains
- 3 sections and
- Practical activCollegees based on workplace and interview situations.

Complete all 25 lessons to become eligible for the SEAP certificate.

Focus Areas
- Workplace communication
- Job interviews
- Apprenticeships
- Employability scenarios

Primary Skills

LISTENING
- Understanding spoken English

SPEAKING
- Communicating effectively

Focus Areas
- Understand spoken English and
- Communicate effectively.

Supporting Skills

GRAMMAR
- Supporting accurate communication

VOCABULARY
- Building **workplace-relevant language**

Focus Areas
- Communicate accurately using workplace-relevant language.

Practical English for situations, learners may face while preparing for and entering work.

Wadhwani AI and Athena Infonomics

End-to-end implementation support

	Wadhwani AI	Athena Infonomics
Who We Are	A nonprofit organisation developing AI-powered solutions to address large-scale social and development challenges.	A global research, advisory and implementation organisation working with governments and development partners to strengthen programmes through evidence, technology and systems support.
Our Role	Provide the SEAP platform, AI-enabled learning solution, technical support, dashboard access, issue resolution and product guidance.	Lead institutional coordination, faculty orientation, student onboarding, registration support, monitoring, reporting and completion follow-up for SEAP implementation.

Together: Support Institutions from Launch to Completion

A speech recognCollegeon model built for Indian accents

The automatic speech recognCollegeon (ASR) model is fine-tuned to Indian accents by collecting **~3200 hours** of English speech data from **61000+ adults** across all the **778 districts of 36 States & UTs in India**

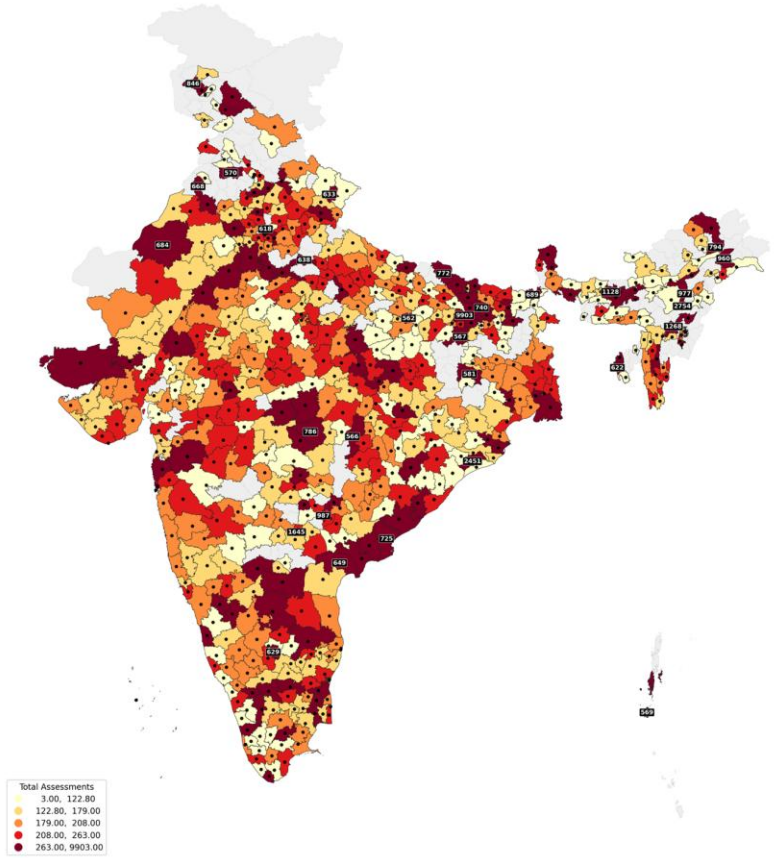

Heatmap depicting English speech data collection across all the states

ASR Model

Fine-tuned on pan-India speech data

900+ hrs

already fine-tuned, with a target of 2,300-hours

39% — 2,300 hrs

2,300 hrs

total target corpus

Indian English

accents

SEAP Features and Learner Journey

5 Structured Modules

A clear, sequenced path from foundations to interview-ready through 5 comprehensive modules diversified into 25 activity-based lessons.

Multilingual support

Guidance available in Hindi, Kannada and Telugu.

7 Question Types

Multiple question types to practice sub-skills

Engagement by design

Streaks and badges turn practice into a habit.

Lessons	Focus Areas	Examples of Learning
1-5	**Self & Basic Professional Communication**	• Greetings, • Introduction, • Phone conversations, • Describing people, • Asking questions and basic interview responses
6-10	**Teamwork & Workplace Interaction**	• Asking for help, • Coordinating with coworkers, • Giving/receiving feedback, • Discussing interests, • Strengths and skills
11-15	**Workplace Communication & Processes**	• Giving instructions, • Describing tools and workspaces, • Handling mistakes, • Discussing salary/payment and • Talking about AI
16-20	**Career Development & Problem Solving**	• Setting career goals, • Networking, • Solving workplace problems, • Managing disagreements, and • Answering situational interview questions
21-25	**Customer, Business & Interview Readiness**	• Understanding customer needs, • Handling sales and complaints, • Promoting a business and participating in mock interviews

How is SEAP deployed?

Institution-led deployment model

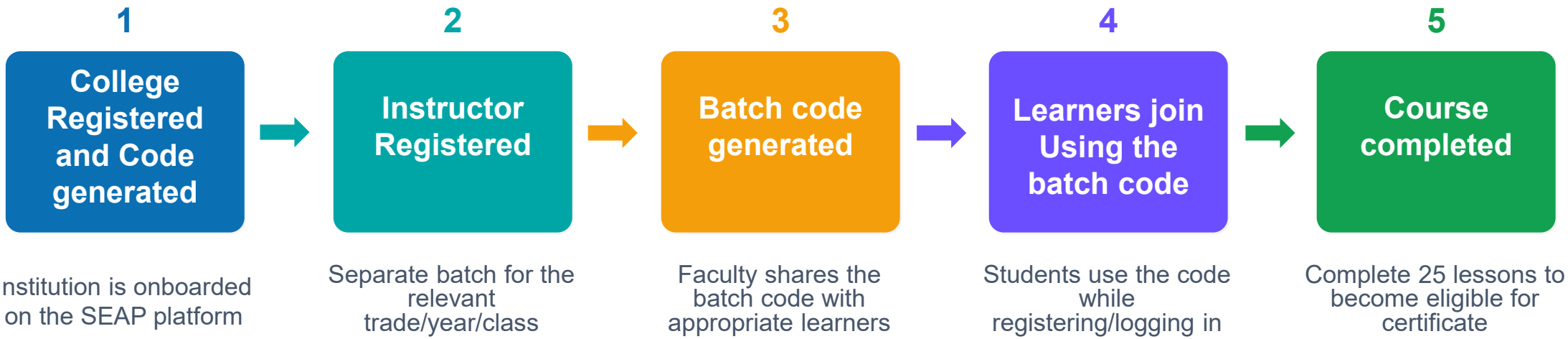

- **Direct registration is not available**
- **Students cannot register directly on SEAP without being linked to an institution and a batch**



Certificate of Completion

Spoken English Assessment & Practice

This is to certify that

XXXXXXXXXXXXXXXXXX

has successfully completed all 25 lessons of the Spoken English Assessment & Practice course, building foundational workplace communication skills through speaking, listening, supported by vocabulary and grammar practice.

DATE	SKILLS	OVERALL SCORE
20th Sep 2026	Speaking, Listening, Vocabulary, Grammar	92.0%

Dr. Neeraj Agrawal

Chief Program Officer

Wadhwani AI

Certificate ID: SEAP-F81F1F2C49B0



C

Learner’s Registration and Course Completion

Steps to access SEAP application – 1/6

Portal https://spokenenglish.wadhwaniai.org/

SEAP Application QR Code

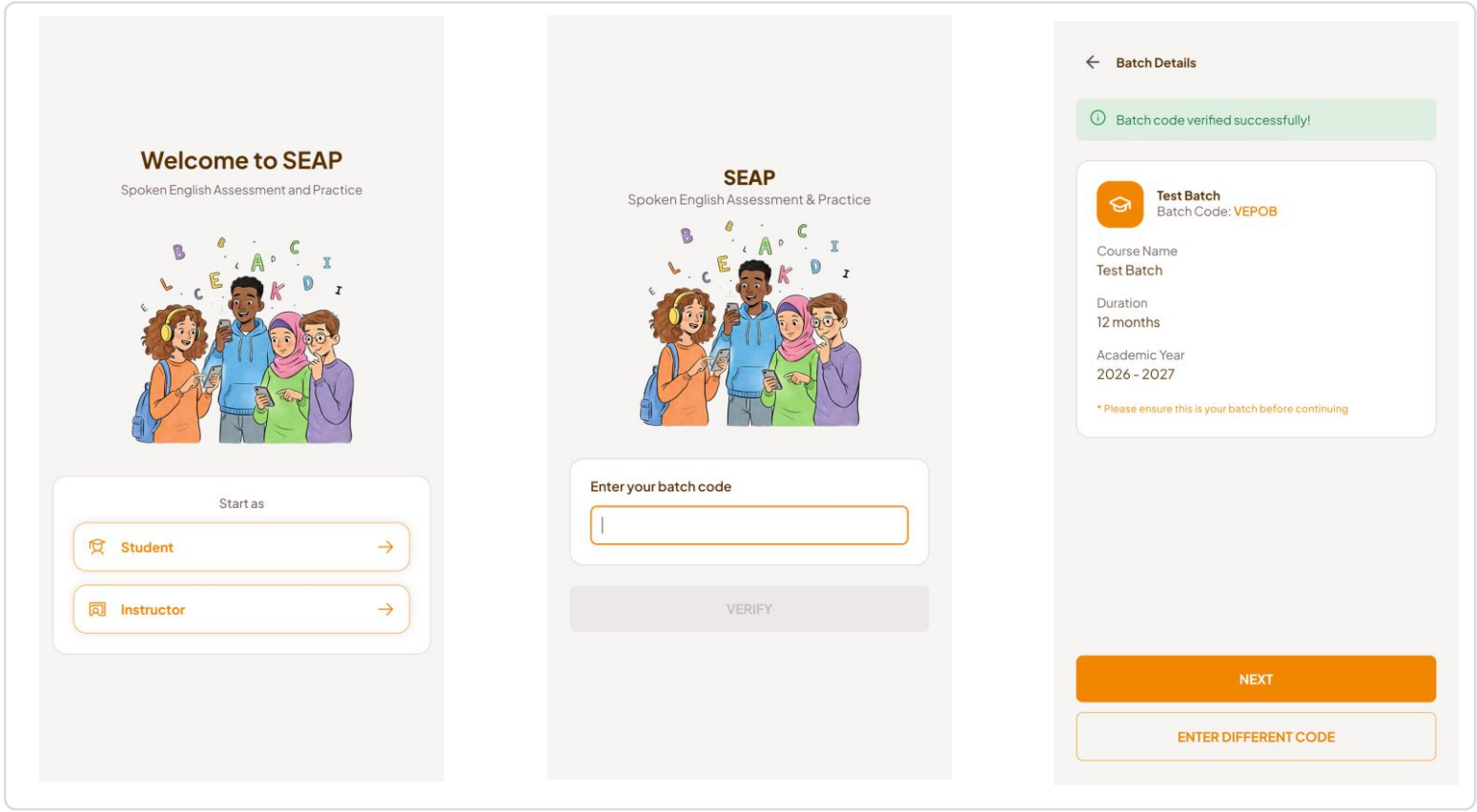

Click on the above link to access the SEAP application

Once you select the Student option, enter the batch code provided to you by your instructor/Faculty to register.

Once you enter you batch code, you will be able to see your batch details such as your course name, the duration of your course, and your academic year.

Steps to access SEAP application – 2/6

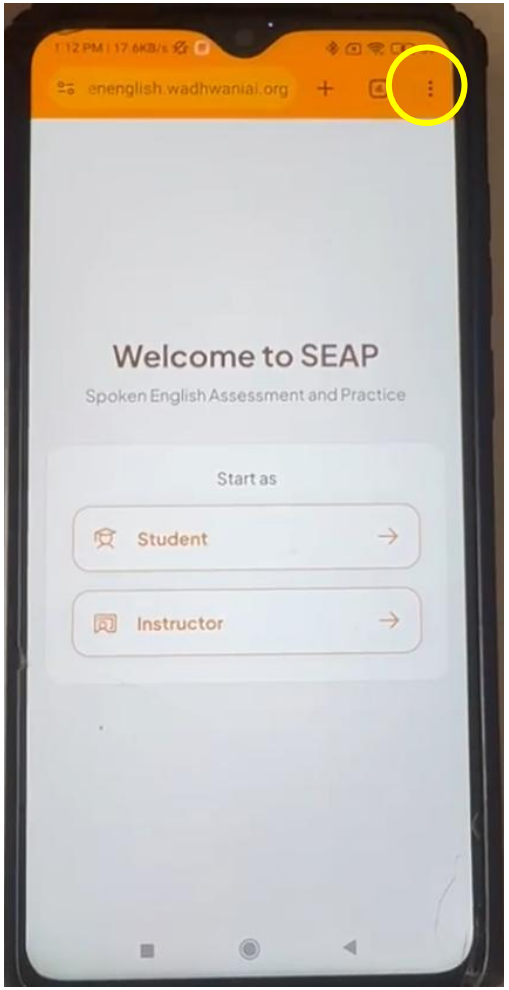

On top right, click on the three dots

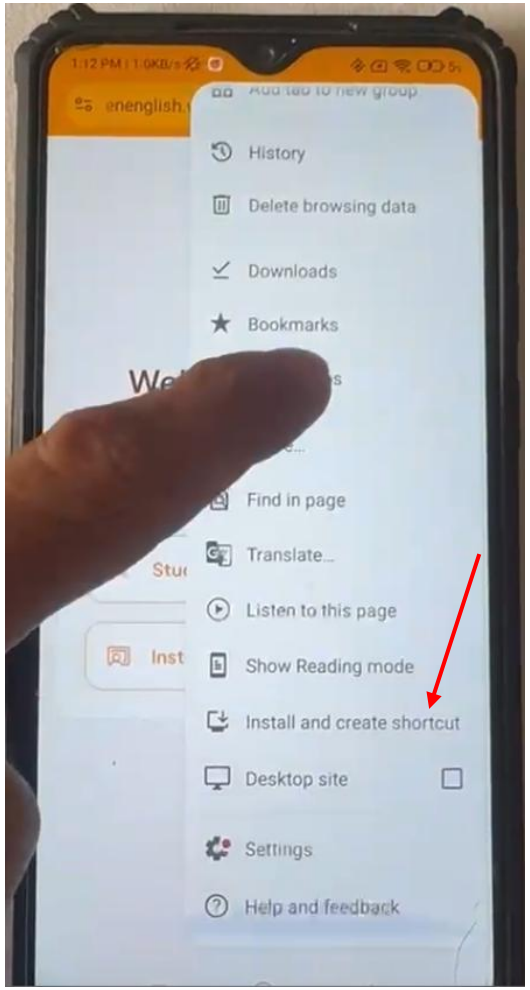

Scroll up and select 'Install and Create Shortcut'

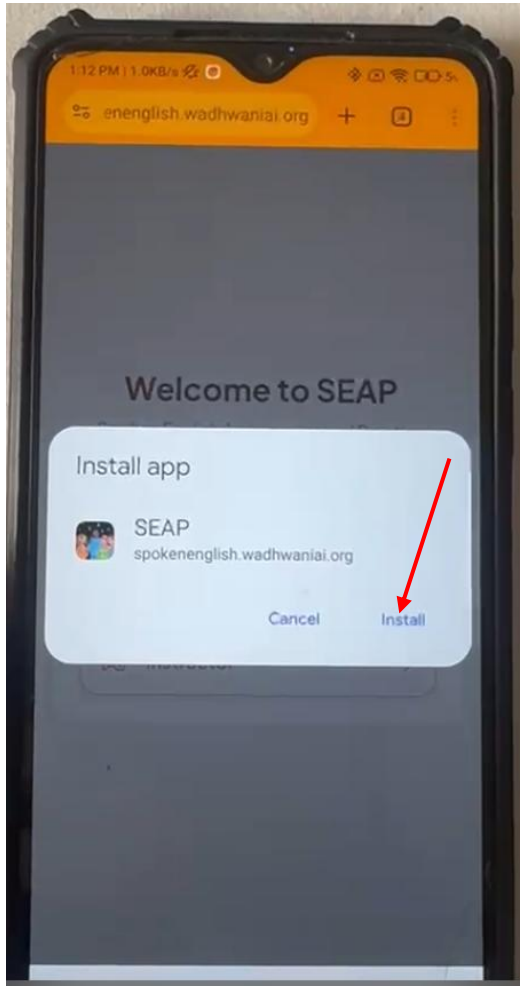

Select 'Install'

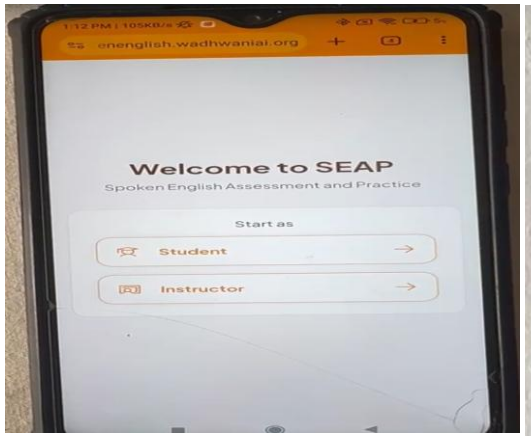

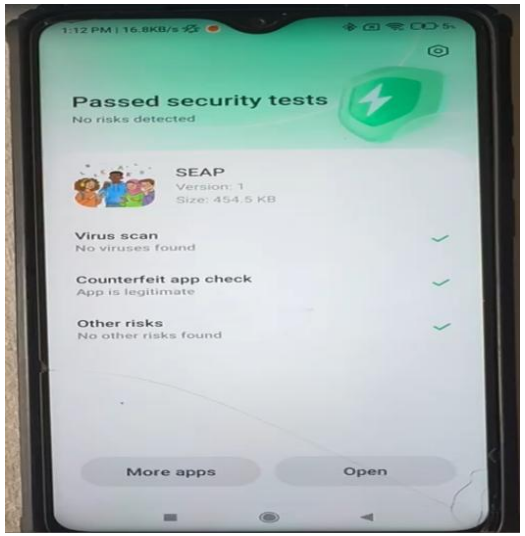

After the app gets installed, click all the options and Open it

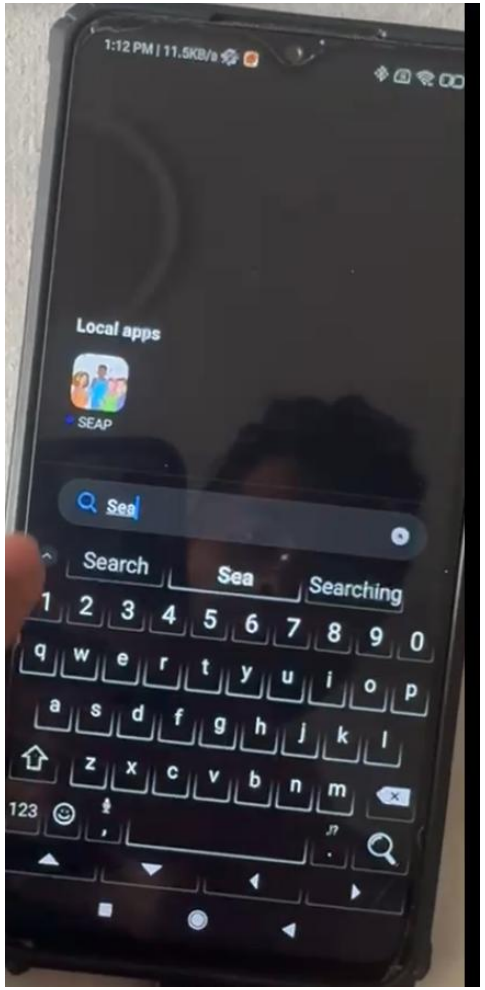

One can search app in the device

Steps to access SEAP application – 3/6

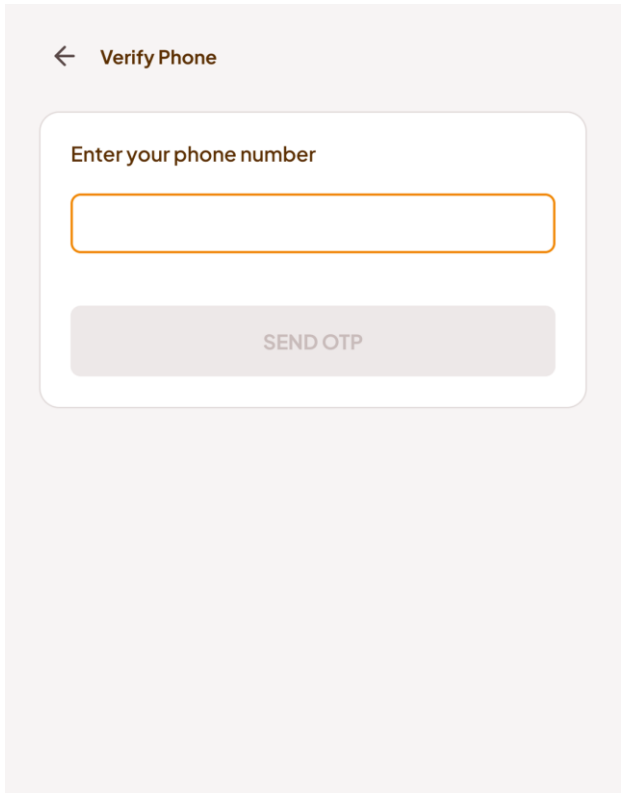

After confirming your batch details, you need to verify your phone number once to ensure ease of login in the future.

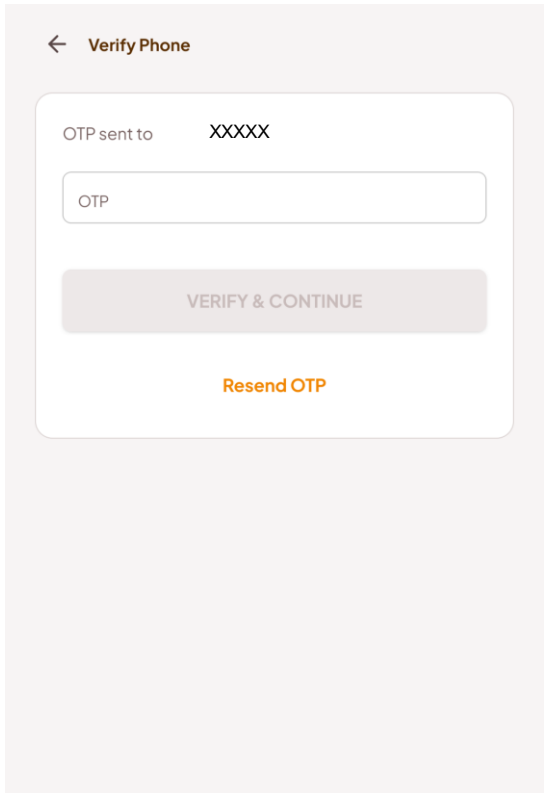

Once you enter phone number, you will receive an OTP to verify your phone number. Please enter the OTP to verify your account.

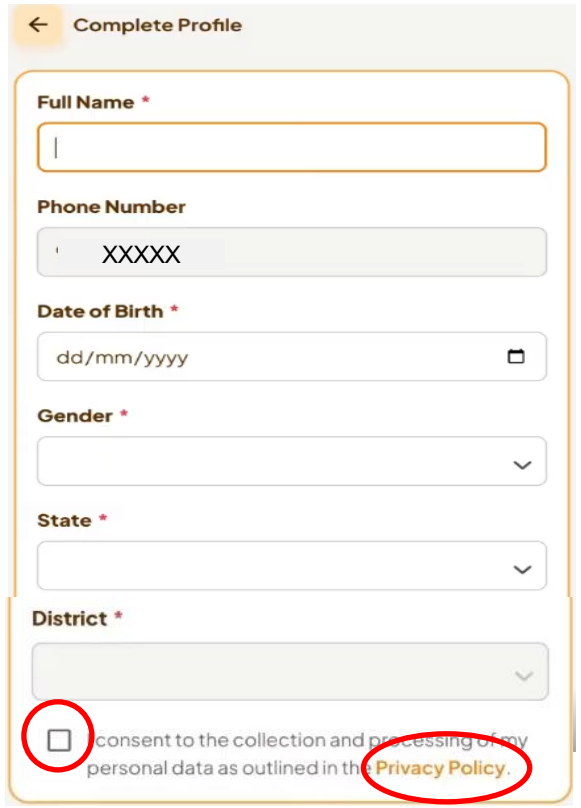

Complete your profile by entering all the details on the portal

Steps to access SEAP application – 4/6



Choose your language for navigation.

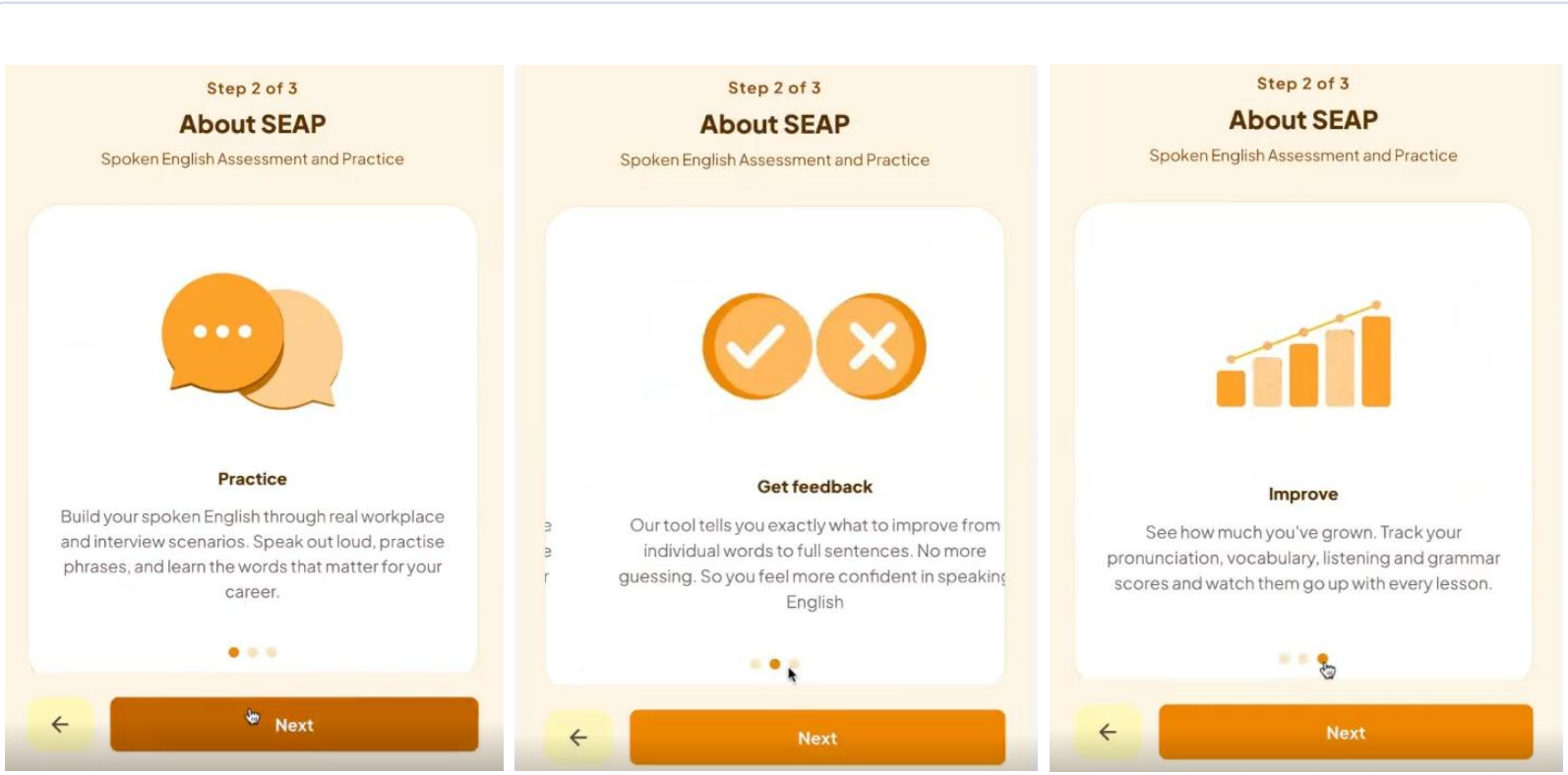

Read about SEAP features

Steps to access SEAP application – 5/6





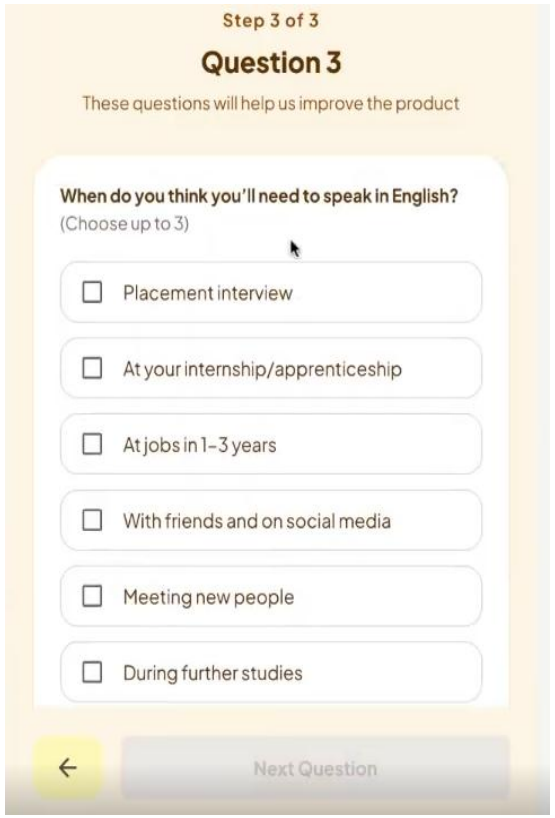

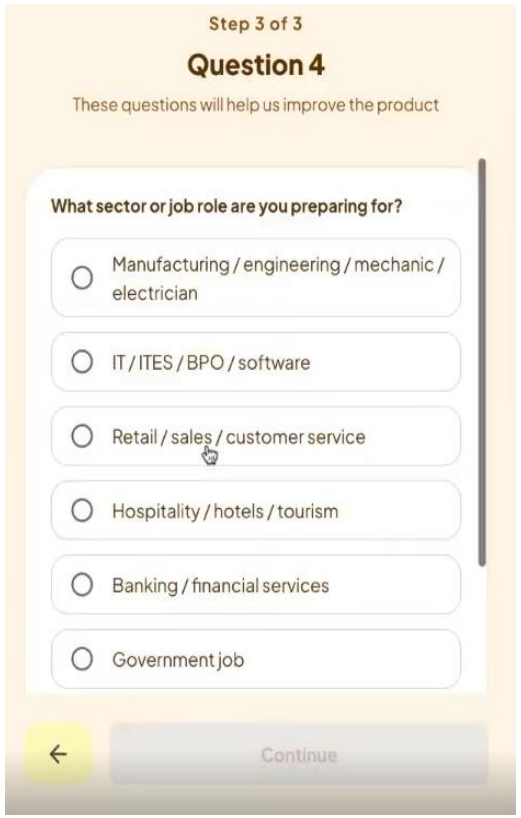

Answer the questions by choosing the option(s).

Steps to access SEAP application – 6/6

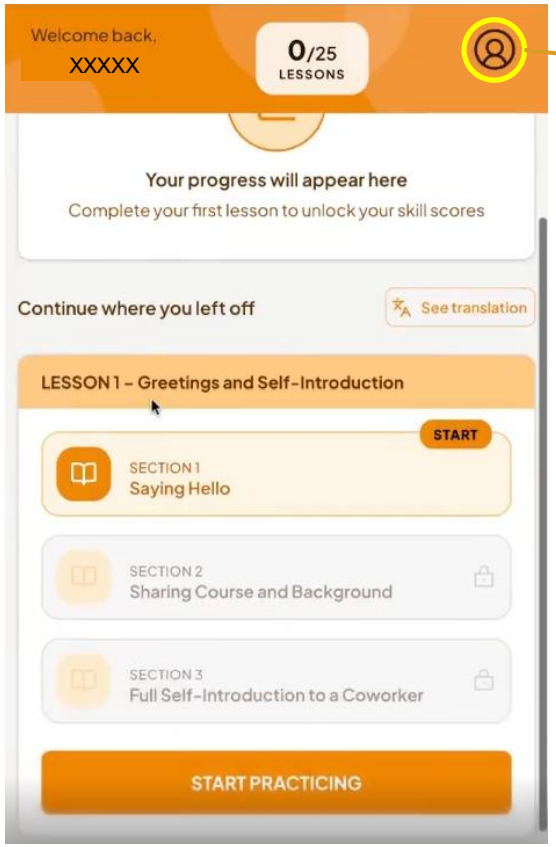

On completing the onboarding procedure, you will land on this page.

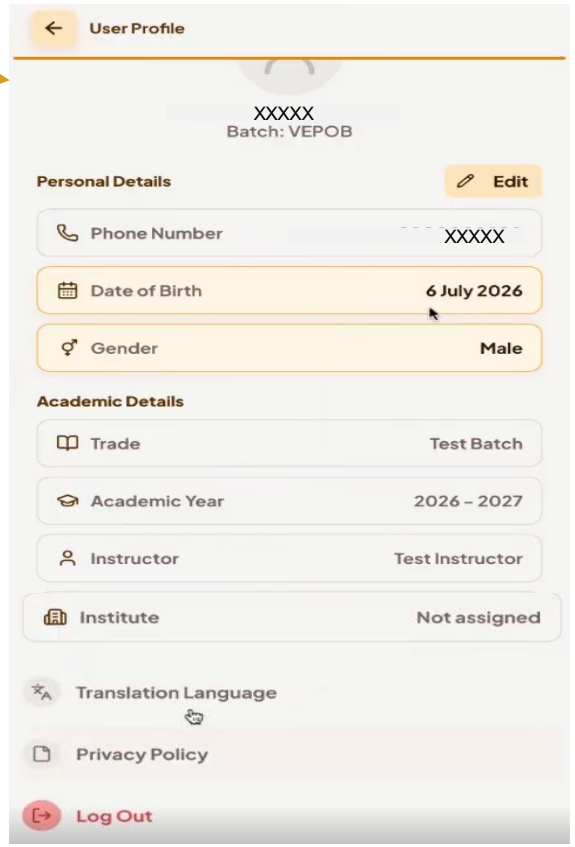

On clicking the icon at top right, you can see your profile and may edit the information, if required

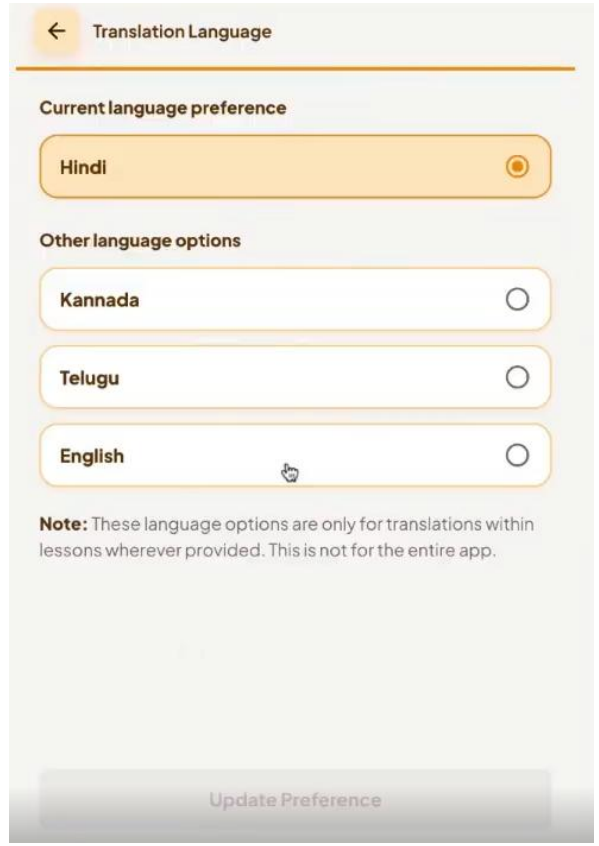

You can also change the navigation language

- ***SEAP also works on your phone, laptop or desktop***
- ***You can continue your learning journey from the last progress status (Lesson/section) irrespective of the device you use***

Starting and Continuing the Learning Journey – 1/3



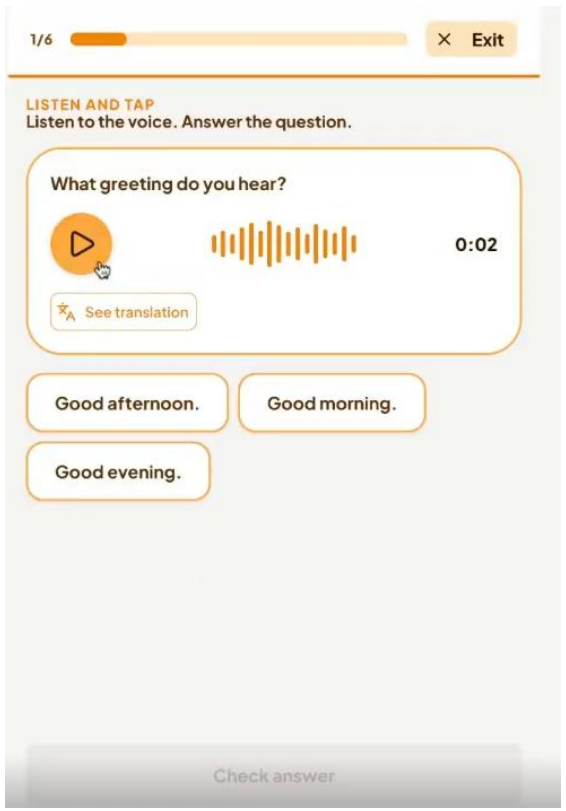

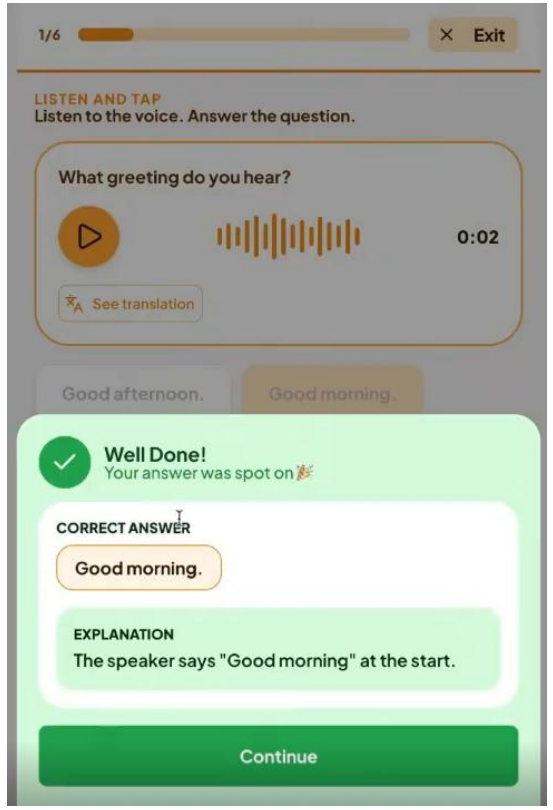

Now click on the first section of the lesson 1 and start the learning journey.
Follow the instruction on the SEAP application and continue

Starting and Continuing the Learning Journey – 2/3

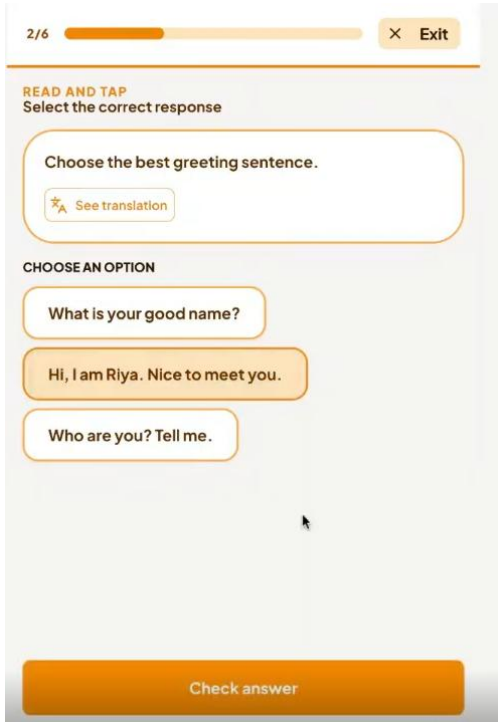

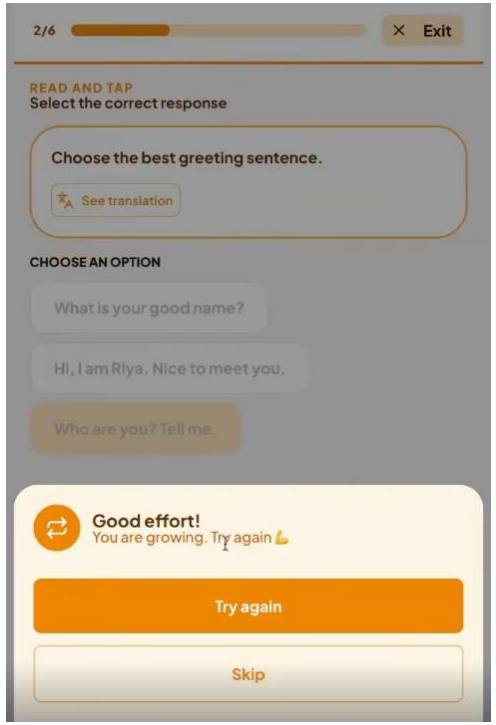

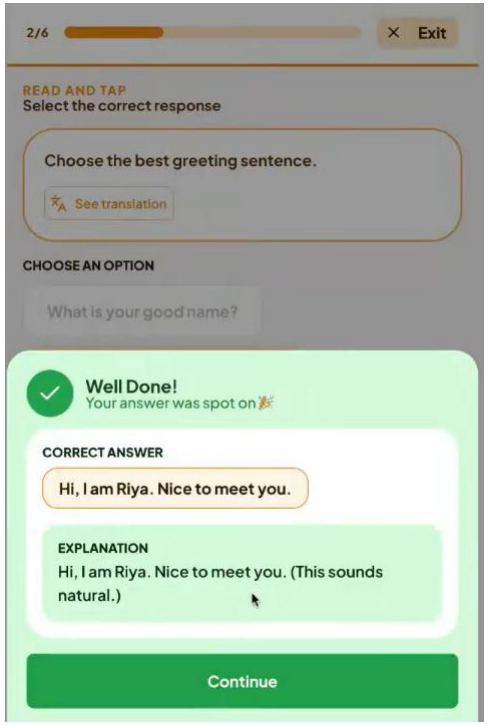

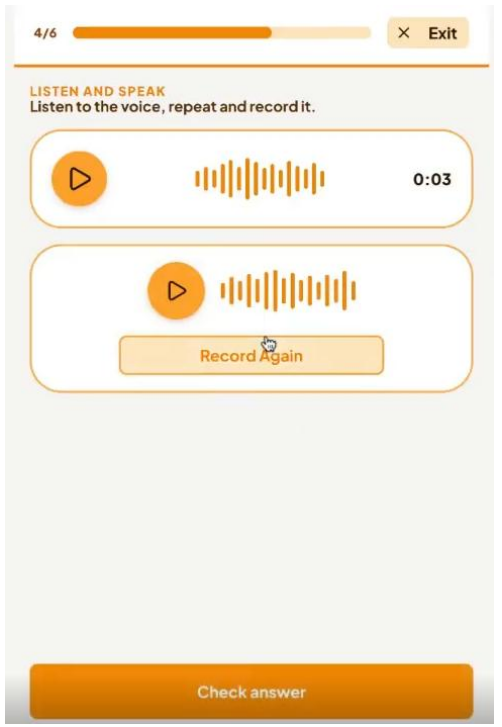

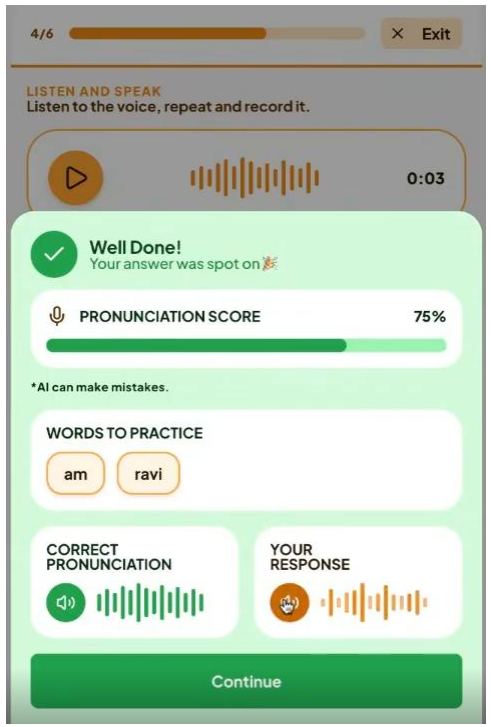

Attempt questions and SEAP will provide the feedback.

Starting and Continuing the Learning Journey – 3/3



*On the **completion of each section**, you will get above message on SEAP.*



*On the **completion of one lesson**, SEAP provides the scores.*

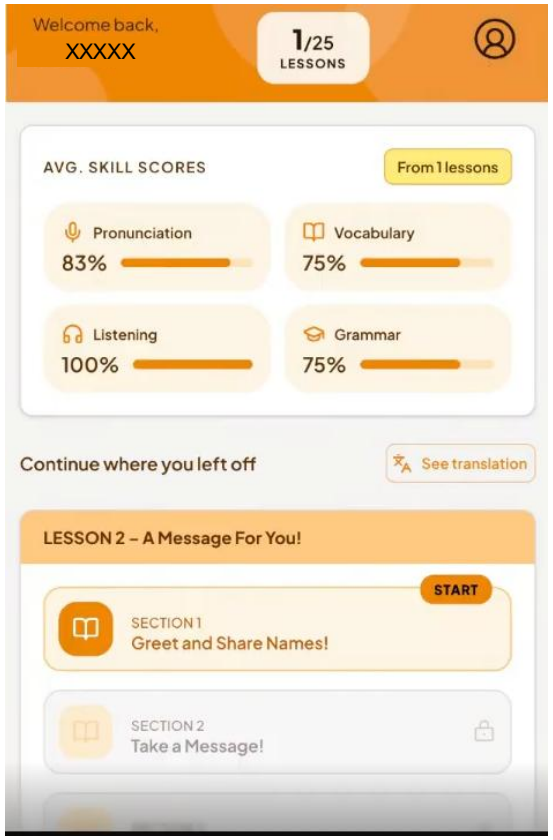

Now, you can move to first section of the next lesson

Thank You